



RCD and Loop Test Leads IEC Plug 220-240V Test Leadsets with 3 flying leads

Conforms to IEC 61010.

CAT RATINGS MARKED ON COMPONENTS AND CABLES.

All 4mm Plugs shrouded and touchproof. Hot Conditon variants available.



CIH29920

IEC to 3x4mm Plugs (Blue / Green / Brown)

Length : 1.5m


Packed in plastic wallet.

Safety Information


Key Features / Product Overview

- IEC C15 3-pin 10A Plug 10A Lead – Over Voltage 300V CAT II
- Universal 4mm plugs compatible with all instruments that accept standard 4 mm shrouded banana plugs
- IEC Measurement Category II - CAT II equipment is designed for measurements performed on circuits directly connected to the low-voltage installation.

Technical Specifications

- Over Voltage 300V CAT II CAT II  (Double Insulated), 10A
- Environmental ratings: -10 °C to 40 °C (14 °F to 104 °F), altitude: 2000 m (6,562 ft)

Warnings and Description of Markings

Double Insulation 

Caution 

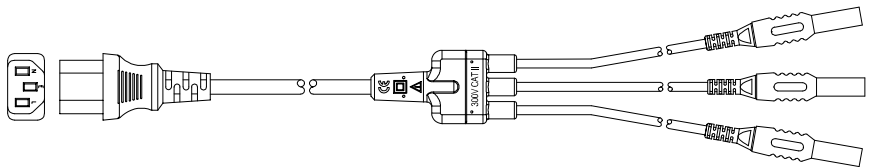
UK Conformity Assessed



Conformité Européenne



Alternating Current 



To prevent electric shock or personal injury:

- The MEASUREMENT CATEGORY of a combination of a probe assembly and an accessory is the LOWER of the MEASUREMENT CATEGORIES of the probe assembly AND of the accessory.
- It is the end user's responsibility to ensure this device is used in a safe manner to ensure no injury is caused to operators. Failure to follow these instructions or use this equipment in a manner not specified by the manufacturer, could impair the safety of the equipment.
- Protect the leads and accessories from damage, e.g., cuts and abrasions. Keep clean and dry.
- Before use check the assembly for damage - If in doubt DO NOT USE.
- Leads should be inspected and tested regularly during their life to ensure the integrity of the insulation and that their continuity has not been compromised. If in doubt, contact the manufacturer for advice.
- Check the protection features, fusing and safety ratings of the test meter itself are compatible before using with these test leads.
- Clean with a soft towel moistened with water and mild detergent. (DO NOT IMMERSE in liquid).
- The assembly does not contain any serviceable parts. If in doubt please contact the manufacturer, DO NOT attempt to service the probe assembly.
- DO NOT USE in wet or damp locations.
- DO ENSURE that the test leads are firmly connected to the instrument and other accessories.
- DO NOT USE above the maximum ratings.